

GIRLS' NIGHT IN

Capture the fun at your Girls Night In event and share your pictures using the hashtag #ourgirlsnightin

GIRLS' NIGHT IN

#ourgirlsnightin



**We're raising
money to help beat
women's cancers**

#ourgirlsnightin




Instructions for Photobooth Props

1. You'll need scissors, wooden skewers, glue, paper (or card) and 10 – 15 minutes of craft time
2. Print on A4 paper or cardstock
3. Cut along the edge of each prop using scissors
5. Glue the back of the white flap and wrap around a skewer, sticking it to the reverse of the prop
6. Use the props to take lots of fun pictures at your Girls' Night In!




GIRLS' NIGHT IN

Capture the fun at your Girls Night In event and share your pictures using the hashtag #ourgirlsnightin



GIRLS' NIGHT IN

Capture the fun at your Girls Night In event and share your pictures using the hashtag #ourgirlsnightin




GIRLS' NIGHT IN

Capture the fun at your Girls Night In event and share your pictures using the hashtag #ourgirlsnightin



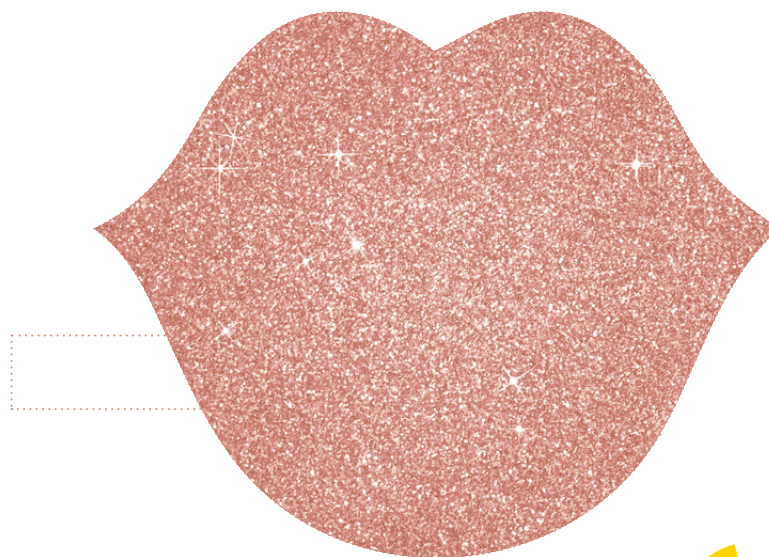

GIRLS' NIGHT IN

Capture the fun at your Girls Night In event and share your pictures using the hashtag #ourgirlsnightin





GIRLS' NIGHT IN

Capture the fun at your Girls Night In event and share your pictures using the hashtag #ourgirlsnightin



GIRLS' NIGHT IN

Capture the fun at your Girls Night In event and share your pictures using the hashtag #ourgirlsnightin



GIRLS' NIGHT IN

Capture the fun at your Girls Night In event and share your pictures using the hashtag #ourgirlsnightin

